

# CURSA-SQ Models for Time-Sensitive Networking

Marc Ruiz, Davide Careglio, and Luis Velasco\*

*Optical Communications Group (GCO), Universitat Politècnica de Catalunya (UPC), Barcelona, Spain*

*\*e-mail: marc.ruiz-ramirez@upc.edu*

## ABSTRACT

Considerable research and standardization efforts are being made to support time-sensitive traffic, e.g., generated by applications like Industry 4.0 and 5G fronthaul, on packet networks. This paper focuses on analyzing the impact of conveying time-sensitive traffic in operators' networks when such traffic is mixed with best-effort traffic. In particular, extensions to a continuous G/G/1/k queue model are proposed to evaluate two different Ethernet technologies, synchronous and asynchronous, supporting time-sensitive flows in terms of their influence on the performance of best-effort traffic.

**Keywords:** intent-based networking, network automation.

## 1. INTRODUCTION

The needed support for deterministic communication has been fostered by the development of the fourth industrial revolution (including Industry 4.0) and the introduction of new network technologies (e.g., like 5G and other wireless technologies). Two complementary sets of standards have focused on providing bounded Quality of Service (QoS) in terms of latency (delay), loss, and delay variation, as well as high reliability: the IEEE 802.1 Time-Sensitive Networking (TSN) [1] focuses on providing deterministic communication on standard Ethernet, while the IETF extends the scope to Layer 3 [2]; see the tutorial in [3]. The TSN technology can be centrally managed; a controller (named Central Network Controller-CNC- in the IEEE 802.1 terminology) computes the paths for TSN flows at requesting time and defines the schedule for TSN frames. To guarantee the throughput and delay QoS requirements, capacity (throughput and buffer) allocation in every TSN switch along the path of each flow is performed (see [4] for a bounded latency model).

Although the initial goal of both working groups has been focused on closed environments, interest to extend their scope to provide end-to-end solutions is increasing and some works can be found with case studies that include the application of TSN to Industry 4.0 and 5G fronthaul (see, e.g., [6]). End-to-end TSN services entail the support of operators' transport networks that are currently carrying traffic from users, business, and datacenter, just to mention a few on a Best Effort (BE) basis; such traffic is commonly encapsulated into Multiprotocol Label Switching (MPLS) Label-Switched Paths (LSP) at Layer 2 for traffic engineering purposes.

As soon as operators' transport networks provide support to TSN traffic, scheduling and traffic shaping will guarantee the committed QoS of TSN flows and allow for the coexistence of TSN and BE traffic on the same network infrastructure. One problem of providing end-to-end TSN flows is synchronization of multiple administrative domains. Such synchronization requirements can be relaxed by adopting the IEEE 802.1Qcr standard that allows for asynchronous traffic shaping. In addition, TSN and BE traffic coexistence could have negative impact on the BE traffic, as resources allocated to TSN flows would reduce those available for the former. A solution to avoid such negative influence is to use separated physical (i.e., ports and links) or isolated virtual (hard slice) resources at the cost of overprovisioning. Another option that does not require network synchronization is the Integrated Hybrid Optical Network (IHON) demonstrated in [7], which is able to aggregate TSN traffic and detect and identify inter-packet gaps to insert BE traffic in between.

TSN and BE traffic mix scenarios can be modeled using the queuing theory with server variations. In this regard, a large number of works can be found in the literature considering server vacations and time-dependent breakdowns that limit the availability of the server (see, e.g., [8]). Such models can be used to derive expressions for queue system analysis, e.g., to estimate the mean processing time of a single entity in the queue. However, these models present limitations when applied to different distributions for both input traffic and server rates, and they can be hardly used to model complex systems with multiple queues and traffic mixes. A different efficient flow-based approach was proposed by the authors in [9] based on a continuous queuing model for network flows analysis, named CURSA-SQ. The CURSA-SQ queue model is a continuous G/G/1/k model with a First-In-First-Out (FIFO) discipline based on the logistic function. CURSA-SQ can be applied for a wide range of scenarios, such as generating realistic data for Machine Learning training purposes [10] and for accurate, scalable, and predictive near real-time estimation of end-to-end KPIs in fixed and converged fixed-mobile networks [11].

In this paper, we summarize our previous work in [12], detailing CURSA-SQ extensions to model network interfaces supporting both BE traffic and TSN simultaneously under different TSN standards. The extended model is used to accurately estimate throughput and delay of each traffic flow, which can be used, e.g., for off-line network planning, and route selection during flow provisioning and re-optimization.

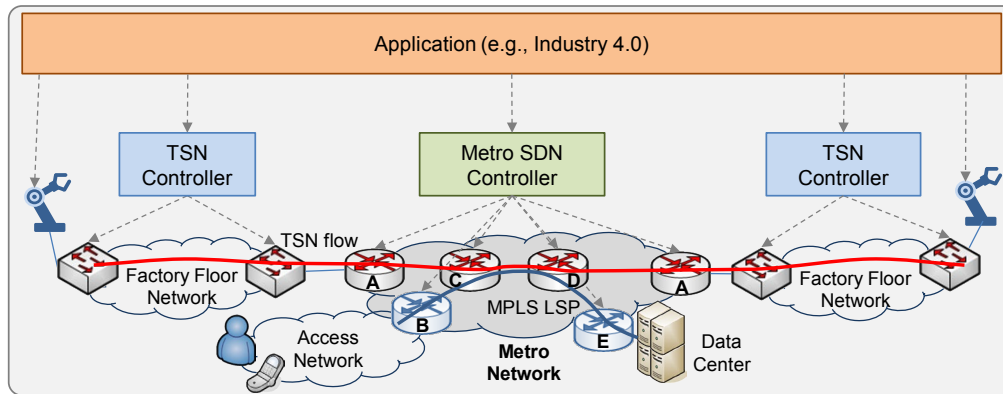


Figure 1. Industry 4.0 scenario.

## 2. PROVIDING END-TO-END TSN FLOWS OVER A NON-DEDICATED NETWORK

Let us assume that a telecom transport network supports both TSN and BE traffic flows. Fig. 1 presents a first illustrative scenario where TSN flows are generated by an Industry 4.0 application communicating factory floor networks. In addition, Fig. 2 presents a second scenario for a 5G fronthaul between Radio Units (RU) and Distributed Units (DU) [13]. Typically, Industry 4.0 applications generate low bitrate (e.g., 100 Mb/s) flows, whereas 5G fronthaul flows are of higher bitrate (e.g., 1 Gb/s). In both cases, the TSN flows are conveyed on a metro network, which also supports BE traffic based on MPLS. In particular, nodes C and D in the metro network in both scenarios support a mix of TSN and BE traffic. We assume that a Software-Defined Networking (SDN) controller is in charge of provisioning MPLS LSPs for BE traffic, as well as for TSN flows on the metro network. In addition, other managers and controllers might be used for the factory networks and the Radio Access Network (RAN), as well as for end-to-end resource orchestration (omitted for the sake of simplicity).

When the application/orchestrator makes a provisioning request for TSN flows, it specifies the requirements for those flows; the SDN metro controller determines whether the QoS requirements can be served and computes the paths and the scheduling. However, even though the TSN request can be served, an evaluation should be carried out to determine how serving the new TSN request will impact on the BE services. In the case that not enough resources are currently available in the metro network to guarantee a low impact on the BE traffic, reconfiguration can be carried out prior accepting the request.

As previously introduced, there are different approaches to support TSN and each of them have different impact on the BE traffic. In the synchronous TSN model defined in IEEE 802.1Qbv, time slices are reserved to TSN traffic flows, whereas BE traffic is transmitted in between of consecutive protected TSN slices. Note that this option, although ensures the QoS of TSN flows, it might limit that of the BE traffic in the case that the protected time slices are not fully consumed by the TSN traffic. In addition, a guard band time is needed before the protected time slices to avoid contention, which reduces even more the time available for transmitting BE traffic. To improve that, the IEEE 802.1Qbu/802.3br standards enable splitting the transmission of a BE frame between two protected time slices. These standards, together with additional features, define profile B in the IEEE 802.1CM standard, oriented to transport fronthaul flows based on the (evolved) Common Public Radio Interface (eCPRI) [14] over Ethernet.

A different impact on the BE traffic can be expected from asynchronous TSN models like IEEE 802.1Qcr and IHON, as TSN flows use exactly the transmission time that they need and inter-packet gaps can be filled with BE frames of suitable size, which maximizes BE throughput and reduces its latency.

In the next section, we present the CURSA-SQ extensions to model the technologies described above to reproduce TSN traffic, as well as BE traffic flows, aiming at studying the impact that mixing both traffics would have on the latter.

## 3. CURSA-SQ EXTENSIONS FOR TIME-SENSITIVE TRAFFIC

For the sake of clarity, eq. (1) presents the compact basic differential equation that models the dynamics of the state of a capacitated continuous queue system, denoted as  $q(t)$  (bytes), supporting a single flow (b/s) (see [9] for further details). Let  $\tilde{X}(\cdot)$  be the amount of input flow received and actually stored in the queue at time  $t$  (i.e., it

depends on the state of the queue) and let  $Y(\cdot)$  be the flow (b/s) leaving the queue, which depends on the state of the queue, as well as on the fixed server rate  $\mu$ .

In this paper, however, we assume the scheme of the network interface detailed in Fig. 3, where  $n$  individual TSN input flows ( $X_{TSN}$ ) that arrive conveniently shaped, are combined with an aggregated input BE flow ( $X_{BE}$ ). Each individual flow  $i$  is associated to one continuous capacitated queue system, where its state  $q_i(t)$  depends on the input flow and on a server rate  $\mu_i(t)$  variable with time; all the individual queue systems access the network interface characterized by a fixed server rate  $\mu$ . Then, the extended differential equation that characterizes

$$\frac{d}{dt}(q_i(t)) = q'(t) = \hat{X}(q(t), t) - Y(q(t), \mu) \quad (1)$$

$$q'_i(t) = \hat{X}(q_i(t), t) - Y(q_i(t), \mu_i(t)), \forall i \in TSN \cup \{BE\} \quad (2)$$

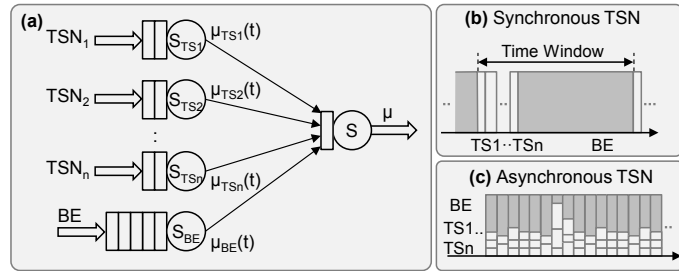


Figure 3. Modeling TSN and BE traffic mixing.

every individual flow in the interface is formally described in eq. (2). At this point, the key difference between BE and TSN flows is in terms of the instant server rate  $\mu_i(t)$ ; while the server rate for TSN flows is a function  $f_i(\cdot)$  that depends on their own configuration parameters  $\theta_i$  only (eq. (3)), that for the BE flow depends on the remaining resources available after assigning resources to each TSN flow  $i$  (eq. (4)), as resources are reserved for TSN flows at provisioning time.

Two TSN models relating queue systems and network interfaces are defined based on the IEEE 802.1 standards: the *Synchronous TSN (sync)* and the *Asynchronous TSN (async)* model. For each TSN model, functions  $f_i(\cdot)$  are detailed next. The *Synchronous TSN (sync)* model targets at modeling the IEEE 802.1Qbv standard. It defines a time window of fixed length ( $T$ ) and reserves time slices for every TSN flow; the rest of the time window that remains unassigned can be used to BE traffic (Fig. 3b). Thus, configuration parameters  $\theta_i$  in the sync model are defined in terms of time. Equation (5) describes the server rate of every flow under the sync TSN model, where  $\pi(\cdot)$  is the rectangular function that is 1 if the input value is in  $[+1/2, -1/2]$  and 0 otherwise,  $t_i$  is the center, and  $T_i$  the length of the time slice assigned to the flow. For the TSN flows,  $T_i$  is assigned to serve the expected input traffic rate  $X_{TSN}$  in  $T$ . Then, the summation of  $f_i(\cdot)$  in eq. (4) results in  $\mu$  if one of the TSN flows is served, which prevents the BE flow to be served at time  $t$ , and 0 otherwise, which gives the BE flow the whole capacity of the interface at that time.

On the other hand, the *Asynchronous TSN (async)* model targets at modelling IEEE 802.1Qcr. In this model, the TSN flows have higher priority than the BE one. Time is processed in small fragments of fixed size, where at every fragment the state of the queues is evaluated and served according to their priority (Fig. 3c). To avoid the recurrence caused by evaluating such queues state,  $f_{TSN}$  is conveniently approximated to the current input traffic rate  $X_{TSN}$  (eq. (6)). This decreases the available server capacity for the BE flow.

$$\mu_i(t) = f_i(t; \theta_i), \forall i \in TSN \quad (3) \quad \mu_{BE}(t) = \mu - \sum_{i \in TSN} f_i(t; \theta_i) \quad (4)$$

$$f_i^{sync}(t; t_i, T_i) = \mu \cdot \pi\left(\frac{(t - t_i) \% T}{T_i}\right), \forall i \in TSN \quad (5) \quad f_i^{async}(t) \cong X_i(t), \forall i \in TSN \quad (6)$$

#### 4. PERFORMANCE EVALUATION

Numerical results have been obtained by solving eq. (2) using an ordinary differential equation (ODE) solver implementing the Dormand-Prince method [15]. For the studies, we have reproduced a scenario where TSN traffic and BE traffic arrive to a node interface where they are combined, i.e., node C in Fig. 1 and Fig. 2. We assume that TSN and BE flows are forwarded through a single 100 Gb/s interface and the *sync* TSN model was dimensioned with a time window of length  $T = 125 \mu s$ .

Let us focus on evaluating relevant QoS performance metrics such as delay and delay variation introduced by packet nodes where both TSN and BE traffics are mixed. We consider that the TSN traffic consists of a variable number of 100 Mb/s (Industry 4.0) or 1 Gb/s (5G fronthaul) flows and maximum latency of 100  $\mu s$ . Regarding the BE traffic, we applied the configuration and statistical properties in [9] to generate aggregated traffic flows with a Gaussian probability distribution that mixes users of background Internet services, as well as other specific services such as Video-On-Demand and online Gaming.

Fig X present the delay and the delay variation ratio (DVR) (computed as the ratio between maximum and average delay), respectively of the TSN and BE traffic under the two TSN models. In the graphs, the interface was loaded only with TSN traffic until reaching a normalized load equal to 0.4. Then, the TSN traffic load remained stable and BE traffic was injected increasing the normalized load from 0.5 to 1. In view of the plots, it is clear that both TSN models can perfectly transport the TSN traffic, as virtually zero delay and DVR are added when the TSN traffic is separated or mixed with BE traffic.

The effects on the BE, however, are very different and depend on the TSN flows configured in the case of the sync TSN model. The sync TSN model with 100 Mb/s TSN flows is very sensitive to the efficiency and it imposes a high delay to the BE traffic, even for low loads. However, the performance of the sync TSN model with 1 Gb/s TSN flows is close to that of the async TSN model; both are able to use the resources remaining after serving the TSN traffic in a way that does not add perceptible delay to the BE traffic. For instance, at the normalized load 0.8, the delay experienced by the BE traffic under the sync TSN model with 100 Mb/s flows would be around 300 ms, whereas it would be only 115  $\mu$ s with 1 Gb/s flows, and 56  $\mu$ s under the async TSN model. The opposite effect can be observed for the DVR, where the sync TSN model with 100 Mb/s TSN flows obtains values very close to 1. In contrast, the sync TSN model with 1 Gb/s flows and the async TSN model increases DVR by a factor of 3 for the BE traffic. Note that BE traffic is in general, tolerant to DVR, so such increment should not affect the performance of the related services.

## 5. CONCLUSIONS

In view of the current efforts to standardize technologies to transport TSN flows over Ethernet, generated by applications like Industry 4.0 and 5G fronthaul, extensions for an efficient continuous G/G/1/k queue model have been proposed aiming at studying the impact that serving such TSN flows over a common metro network that conveys BE traffic. Note that such coexistence would reduce costs for network operators coming from resource overprovisioning. Based on the current IEEE 802.1 standards, the extensions support two TSN models: i) synchronous TSN, based on IEEE 802.1Qbv and currently proposed as a solution for 5G fronthaul, and ii) asynchronous, based on IEEE 802.1Qcr.

The results show that both synchronous and asynchronous TSN models perfectly meet the requirements of TSN traffic flows. Nonetheless, the effects on the BE traffic are very different, as the sync TSN model shapes the BE traffic by adding on-off periods. In addition, the sync TSN model includes several parameters that need to be tuned (e.g., those related to time slices), which makes it noticeably adaptable to a large range of specific scenarios, but also makes its application more difficult to scenarios with traffic mixes.

## ACKNOWLEDGEMENTS

This project has received funding from the Smart Networks and Services Joint Undertaking under the European Union's Horizon Europe research and innovation programme under Grant Agreement No. 101095890 (PREDICT-6G), from the Spanish MINECO and the European Union through the NextGeneration UNICO5G TIMING (TSI-063000-2021-145), and the AEI IBON (PID2020-114135RB-I00) projects and from ICREA.

## REFERENCES

- [1] IEEE Time-Sensitive Networking Task Group. [On-line] <http://www.ieee802.org/1/pages/tsn.html>.
- [2] IETF Deterministic Networking Working Group [On-line] <https://datatracker.ietf.org/wg/detnet/about/>.
- [3] A. Nasrallah et al., "Ultra-Low Latency (ULL) Networks: The IEEE TSN and IETF DetNet standards and related 5G ULL research," *IEEE Communications Surveys and Tutorials*, vol. 21, pp. 88-145, 2019.
- [4] N. Finn et al. (Eds.) "DetNet Bounded Latency," IETF draft work-in-progress, 2019.
- [5] J. Zou, S. Sasu, J. Messenger, J.P. Elbers, "Options for time-sensitive networking for 5G fronthaul," in *Proc. ECOC*, 2019.
- [6] R. Veisllari, S. Bjornstad, J. Braute, "Experimental demonstration of 100 Gb/s optical network transport and aggregation for ethernet fronthaul with low and bounded delay," in *Proc. OFC*, 2018.
- [7] M. Sikha, R. Manisakan, "On the inter-departure times in M/D/1/Bon queue with queue-length dependent service and deterministic/ exponential vacations," *IEEE Access*, vol. 7, pp. 1439-1453, 2019.
- [8] M. Ruiz, F. Coltraro, and L. Velasco, "CURSA-SQ: A methodology for service-centric traffic flow analysis," *IEEE/OSA J. Optical Comm. and Netw. (JOCN)*, vol. 10, pp. 773-784, 2018.
- [9] D. Rafique and L. Velasco, "Machine learning for optical network automation: Overview, architecture and applications," *IEEE/OSA J. Optical Comm. and Netw. (JOCN)*, vol. 10, pp. D126-D143, 2018.
- [10] A. Bernal et al., "Near real-time estimation of end-to-end performance in converged fixed-mobile networks," *Elsevier Computer Communications*, vol. 150, pp. 393-404, 2020.
- [11] L. Velasco and M. Ruiz, "Supporting time-sensitive and best-effort traffic on a common metro infrastructure," *IEEE Communications Letters*, vol. 24, pp. 1664-1668, 2020.
- [12] "NG-RAN; Architecture Description," ETSI TS 138 401, v15.2, 2018.
- [13] Common Public Radio Interface (CPRI). [On-line] <http://www.cpri.info/>
- [14] J. Dormand and P. Prince, "A family of embedded Runge-Kutta formulae," *J. of Comp. and Applied Maths*, vol. 6, pp. 19-26, 1980.

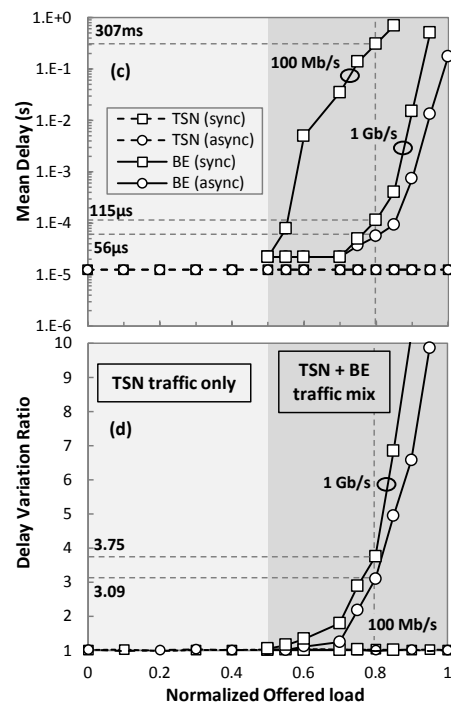


Figure 4. Performance of TSN and BE traffic.